

SAFETY INFORMATION

Loudspeakers can be checked and stamped according to BGV C1 by official departments. For more information contact TW AUDiO at info@twaudio.com or +49 (0) 71 41 - 48 89 89 0

GENERAL

The C5 coaxial loudspaker, equipped with one coaxial LF 5" driver and HF 1" driver with 110 radial dispersion.

C5 as default is available in black colour and warnex structure paint coating. All RAL colours are possible upon request.

The C5 product is equipped with passive crossover optimized for group delay and frequency response.

The C5 can be used with 2 or 4 wires speaker cables. The connection to the C5 is done via the PIN 1 +/- (Fig 4.). PIN2 is hardwired in NL4 sockets for easy forwarding the signals (for example: signal to subwoofer).

The C5 is designed to be powered by any professional amplifier available on the market. TW AUDiO recommends the Powersoft K3DSP AESOP or Lab.gruppen PLM as a system amplifiers. As an external controller for other amps it's recommended to use the LAKE LM26 or LM44.

TW AUDiO offers loudspeaker presets for 4 platforms: K-DSP and M-HDSP Series from Powersoft and PLM Lab.gruppen Lake Controller and IPD. If you are using these platforms, always be aware to have the correct preset loaded on your system amplifier before connecting the loudspeaker.

COMBINATION WITH OTHER PRODUCTS

C5 can be combined with any TW AUDiO subwoofers products. All the loudspeakers are phase coherent in common frequency range. For this case load C5 presets into one of mentioned amplifier systems.

Please study system examples papers on www.twaudio.com for system combinations and setup examples.

ACCESSORIES

C5 can be fixed horizontally or vertically either on tripod or surface - MKC5 mounting kit should be used. (Fig. 3)

Using WHC5 there is also wall mount possible.

CONTACT

If you have any further questions about your product don't hesitate to contact TW AUDiO on support@twaudio.com or by phone +49 (0) 71 41 - 48 89 89 55

FIG 1. PRESETS

	CHANNEL / MODULES				
	POWERSOFT		LAB Gruppen		
	K DSP	M DSP	PLM	PLM+	IPD
C5_cut	✓	✓	✓	✓	✓
C5_flat	✓	✓	✓	✓	✓
C5_full	✓	✓	✓	✓	✓

For combination with subwoofers and other products presets please refer to TW AUDiO Preset Guides.

FIG 2. FULL / FLAT / CUT

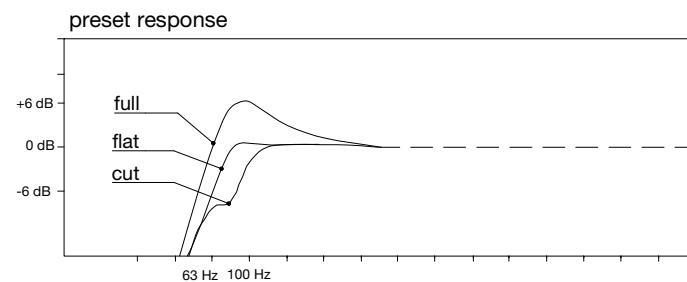
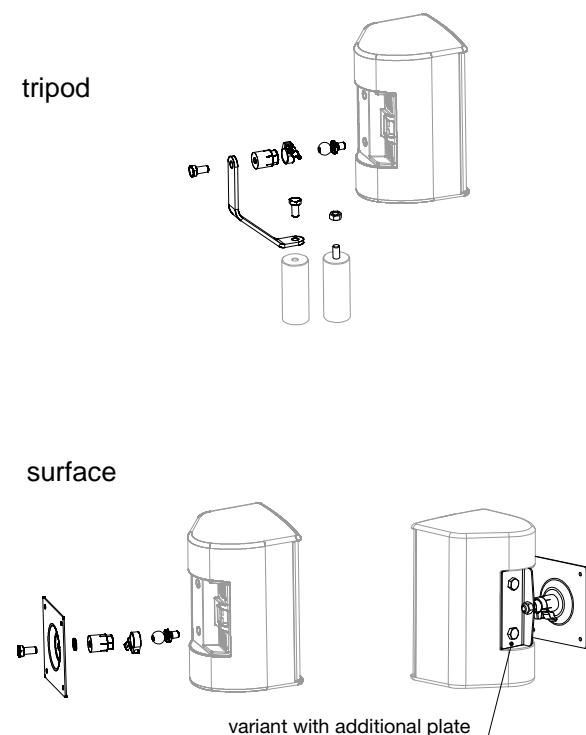


FIG 3. MOUNTING KIT C5 - MKC5



For more details please refer to MKC5 instruction guide available on TW AUDiO website.

FIG 4. INTERNAL WIRING

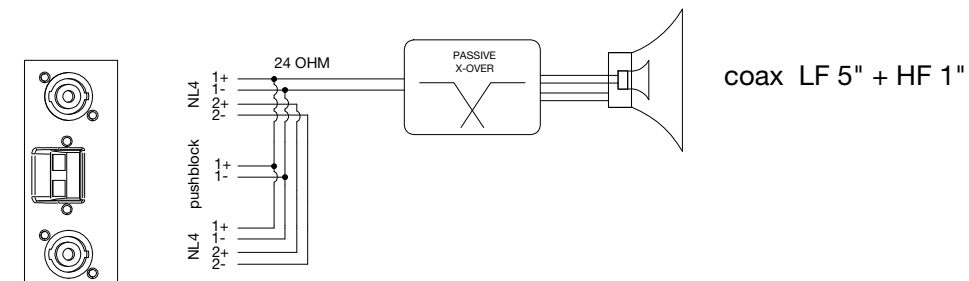


FIG 5. DIMENSIONS

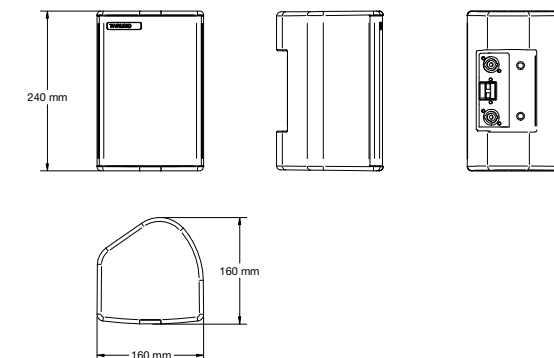
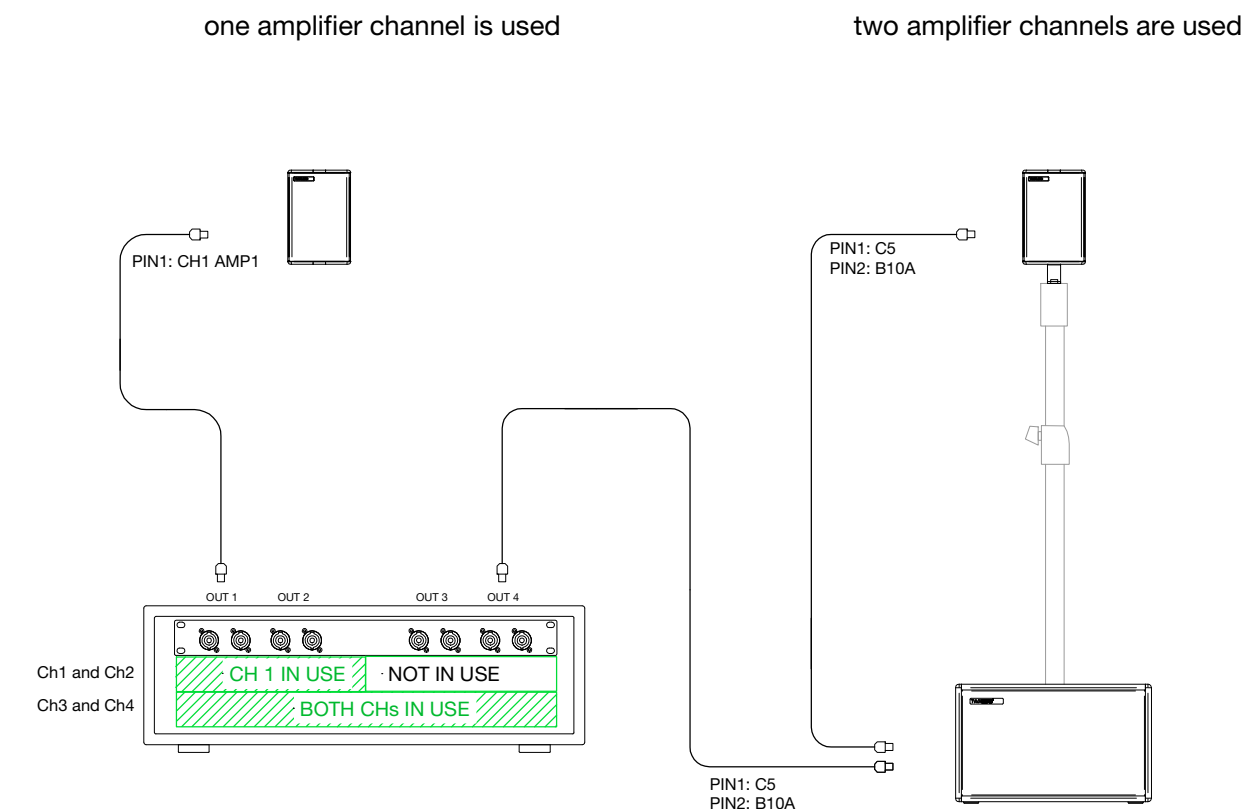


FIG 6. CONNECTION TO THE AMPLIFIER/APL4



For standalone use:
for amp Ch1 use APL4: OUT 1 for amp Ch2 use APL4: OUT 2.
for amp Ch3 use APL4: OUT 3 for amp Ch4 use APL4: OUT 4

For combination with subwoofer B10 Active (BIAMP SYSTEMS)
for amp Ch1 and amp Ch2 use APL4: OUT2
for amp Ch3 and amp Ch4 use APL4: OUT4

C5		
Frequency range	[Hz]	90 - 20 000
Power pgm/peak	[W]	250 / 500
Impedance	[Ohm]	24
Dispersion		110° radial
Sensitivity	[dB]	91
max SPL	[dB]	117
Dimensions	[mm]	240 x 160 x 160
Weight	[kg]	3,9