

SAFETY INFORMATION

Before you use this TW AUDIO product, read the manual carefully.

Loudspeakers can be checked and stamped according to BGV C1 by official departments. For more information contact TW AUDIO at info@twaudio.com or +49 (0) 71 41 - 48 89 89 0

GENERAL

The VERA S18 is a flyable band-pass subwoofer loudspeaker, equipped with single 18" driver inside the enclosure.

VERA S18 can be used with 2 or 4 wires speaker cables. VERA S18 is driven from PIN2 (Fig. 4). PIN1 is hardwired in NL4 sockets for easy forwarding the signals (for example: signal for full-range speaker)

VERA S18 as default is available in black colour and polyurethane coating. Any different RAL color can be requested (warnex structure paint)

VERA S18 is designed to be driven with a DSP equipped amplifier. TW AUDIO provides presets for the Powersoft K3DSP AESOP or LAB PLM system amplifiers. As an external controller for other amps it's recommended to use the LAKE LM26 or LM44.

VERA S18 always requires a dedicated preset loaded on the amplifier/controller. Do never use the VERA S18 without this preset. Always be aware to have the correct preset loaded on your system amplifier before connecting the loudspeaker. Ensure that the internal connections in the amplifier rack are identical to shown on Fig 2.

BE AWARE. There are different possibilities to connect VERA S18 to APL4/amplifier. In standard configuration (sockets at the rear) S18 is driven from PIN2, while front side sockets deliver signal on PIN1. Study FIG 4. carefully.

COMBINATION WITH OTHER PRODUCTS

VERA S18 can be combined with any TW AUDIO full-range products. According to that many different presets are available (study FIG 1 for more details) Be sure about proper time alignment.

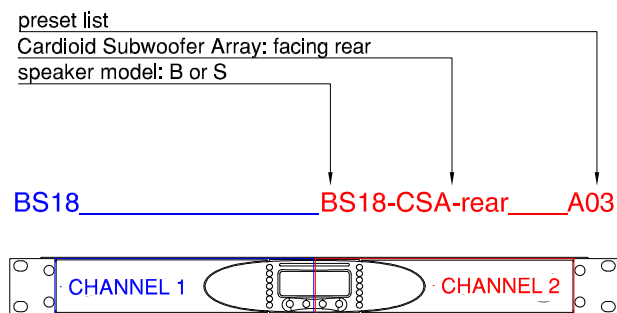
VERA S18 can be groundstacked or combined into VERA10 family array (VERA10, S15, L24). There are different hardware accessories available:
 - RF300 - rigging frame to fly S18 (in addition VERA RFLEX is required)
 - VERA RFLEX - adapter to extend rearside of RF300
 - BLS - boxlink-set to connect VERA S18s together, one below the other

Please see system examples papers on www.twaudio.com for system combinations and setup examples.

If you have any questions about your product don't hesitate to contact TW AUDIO on support@twaudio.com or by phone +49 (0) 71 41 - 48 89 89 56

B18		
Frequency range	[Hz]	32 - 160
Power pgm/peak	[W]	2400 / 4800
Impedance	[Ohm]	8
Dispersion		standard or cardioid by CSA
Sensitivity	[dB]	96
max SPL	[dB]	132
Dimensions	[mm]	606x506x800
Weight	[kg]	44,5

FIG 1. PRESETS / REFERED TO PRESETLIST A03



PRESET NAME	
CHANNEL 1	CHANNEL 2
BS18	
BS18	BS18 _____ A03
BS18	BS18-CSA-rear _____ A03
BS18	M8-cut _____ A03
BS18	M10-cut _____ A03
BS18	M12-cut _____ A03
BS18	M15-cut _____ A03
BS18	C12-cut _____ A03
BS18	C15-cut _____ A03

FIG 2. APL4-K AMPLIFIER RACK

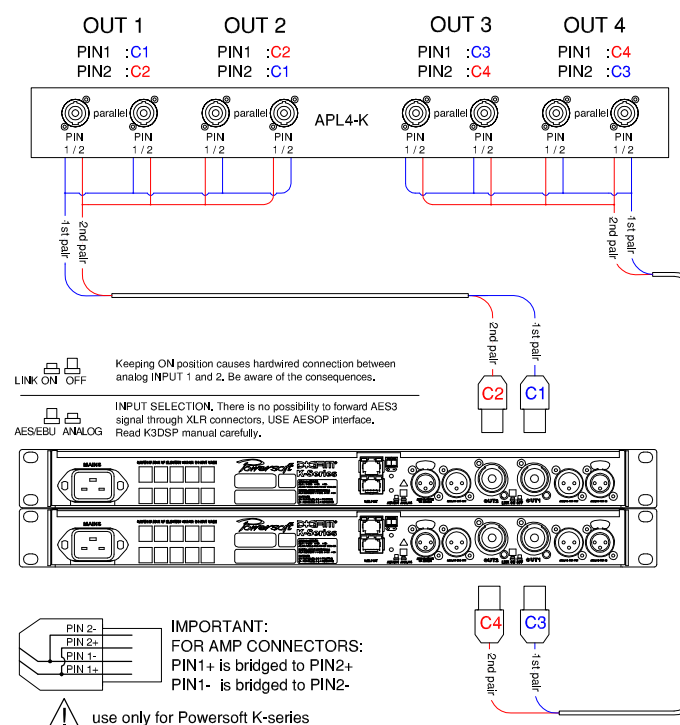


FIG 4. INTERNAL WIRING DIAGRAM

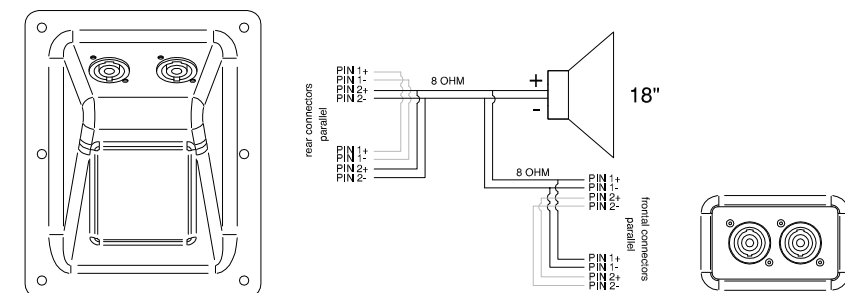


FIG 5. S18 - CONNECTION TO AMPLIFIER SYSTEM

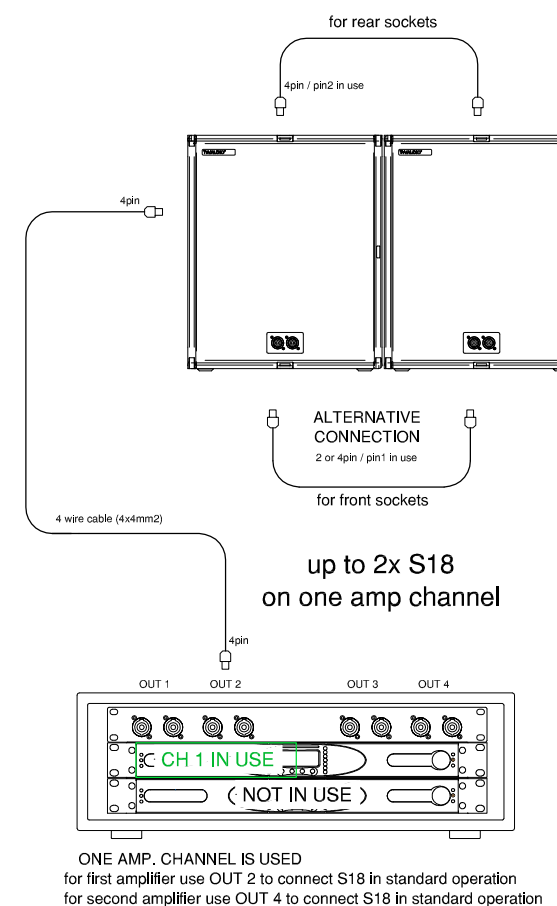
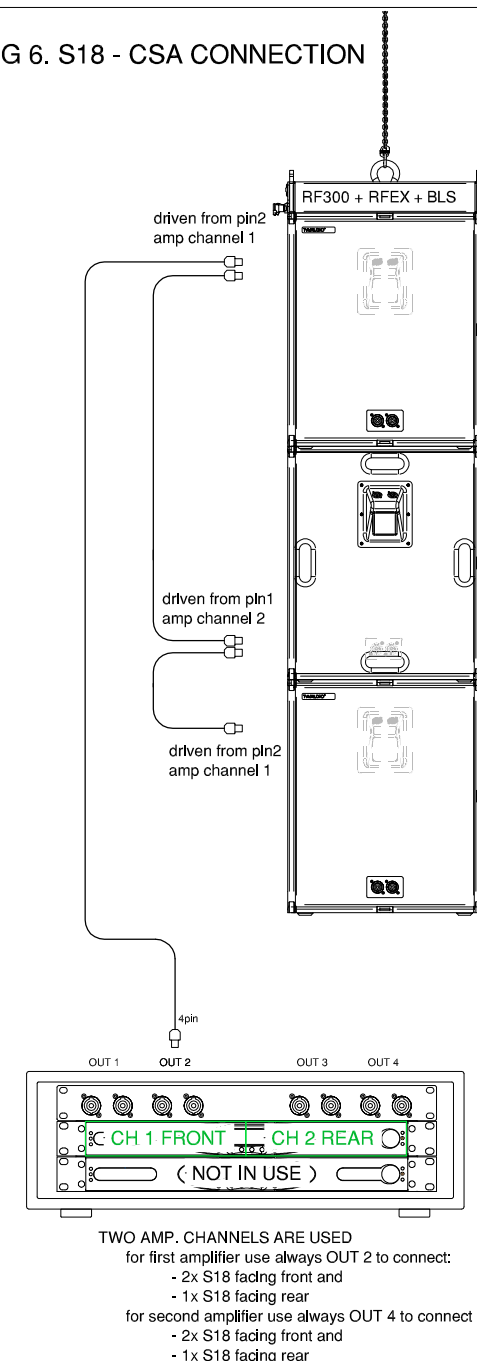


FIG 6. S18 - CSA CONNECTION



***NOTE:**

- for long term high SPL requirements drive two S18s on one POWERSOFT K3DSP (4 OHM operation)
- for lower SPL requirements, it is possible to drive 3 to 4 boxes on POWERSOFT K3DSP (2,6 / 2 OHM operation)