

SAFETY INFORMATION

Loudspeakers can be checked and stamped according to BGV C1 by official departments. For more information contact TW AUDIO at info@twaudio.com or +49 (0) 71 41 - 48 89 89 0

GENERAL

The M6 loudspeaker is asymmetrical design, with left and right enclosure versions, equipped with one 6" drivers and one HF 1" driver with 90 x 60 dispersion rotateable horn.

M6 as default is available in black colour and warnex structure paint coating. All RAL colours for new enclosures are possible upon request.

The M6 product is equipped with passive crossover optimized for group delay as well as frequency response.

The M6 can be used with 2 or 4 wires speaker cables. The connection to the M6 is done via the PIN 1+/- (Fig 4.). PIN2 is hardwired in NL4 sockets for easy forwarding the signals (for example: signal for subwoofer).

The M6 is designed to be powered by any professional amplifier available on the market. TW AUDIO recommends the Powersoft K3DSP AESOP or LAB PLM as a system amplifiers. As an external controller for other amps it's recommended to use the LAKE LM26 or LM44.

TW AUDIO offers loudspeaker presets for 3 platforms: K-DSP and M-HDSP series from Powersoft and PLM Lab.gruppen Lake Controller. If you are using these platforms, always be aware to have the correct preset loaded on your system amplifier before connecting the loudspeaker.

COMBINATION WITH OTHER PRODUCTS

M8 can be combined with any TW AUDIO subwoofers products. All the loudspeakers are phase coherent in common frequency range. For this case load M8 presets into one of mentioned amplifier system.

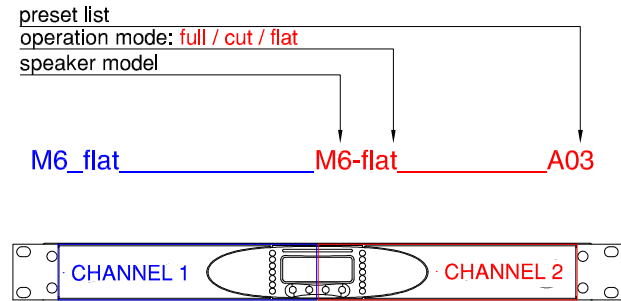
Please see system examples papers on www.twaudio.com for system combinations and setup examples.

ACCESSORIES

M6 can be flown (SBM6, DHST) horizontally or vertically, mounted on speaker stand using SBM6 and HSF.

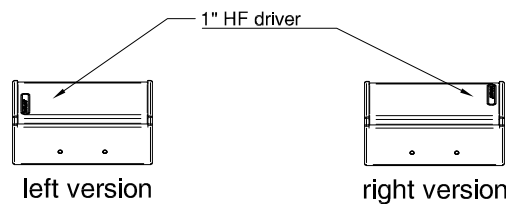
If you have any further questions about your product don't hesitate to contact TW AUDIO on support@twaudio.com or by phone +49 (0) 71 41 - 48 89 89 55

FIG 1. PRESETS / REFERED TO K-SERIES PRESETLIST A03



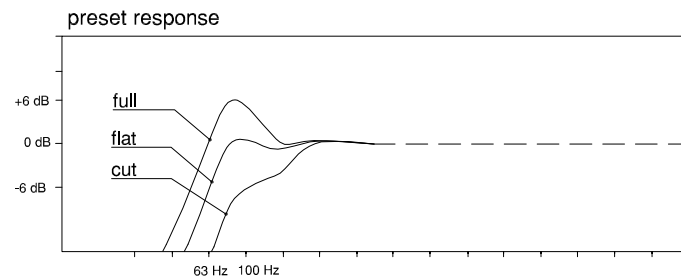
PRESET NAME	
CHANNEL 1	CHANNEL 2
BS15-ACTIVE	M6-cut A03
M6_flat	M6-flat A03

FIG 2. Enclosures variants.



last digit on serial number tells about enclosure version:
 - odd digit - left version
 - even digit - right version

FIG 3. FULL / FLAT / CUT



M10	
Frequency range	[Hz] 80 - 20 000
Power pgm/peak	[W] 250 / 500
Impedance	[Ohm] 16
Dispersion	90 x 60, rotateable horn
Sensitivity	[dB] 92
max SPL	[dB] 119
Dimensions	[mm] 360 x 192 x 200
Weight	[kg] 6

FIG 4. INTERNAL WIRING DIAGRAM

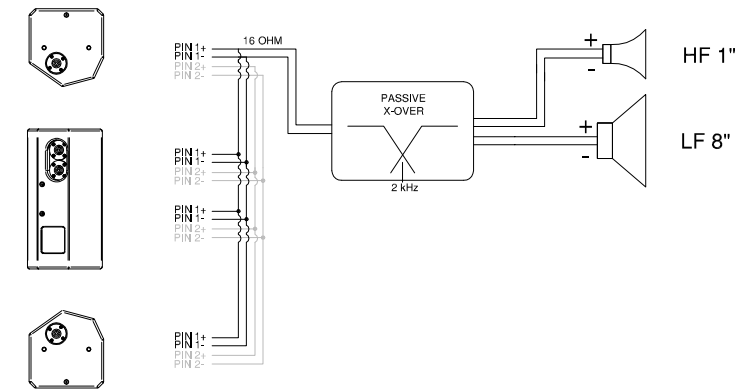
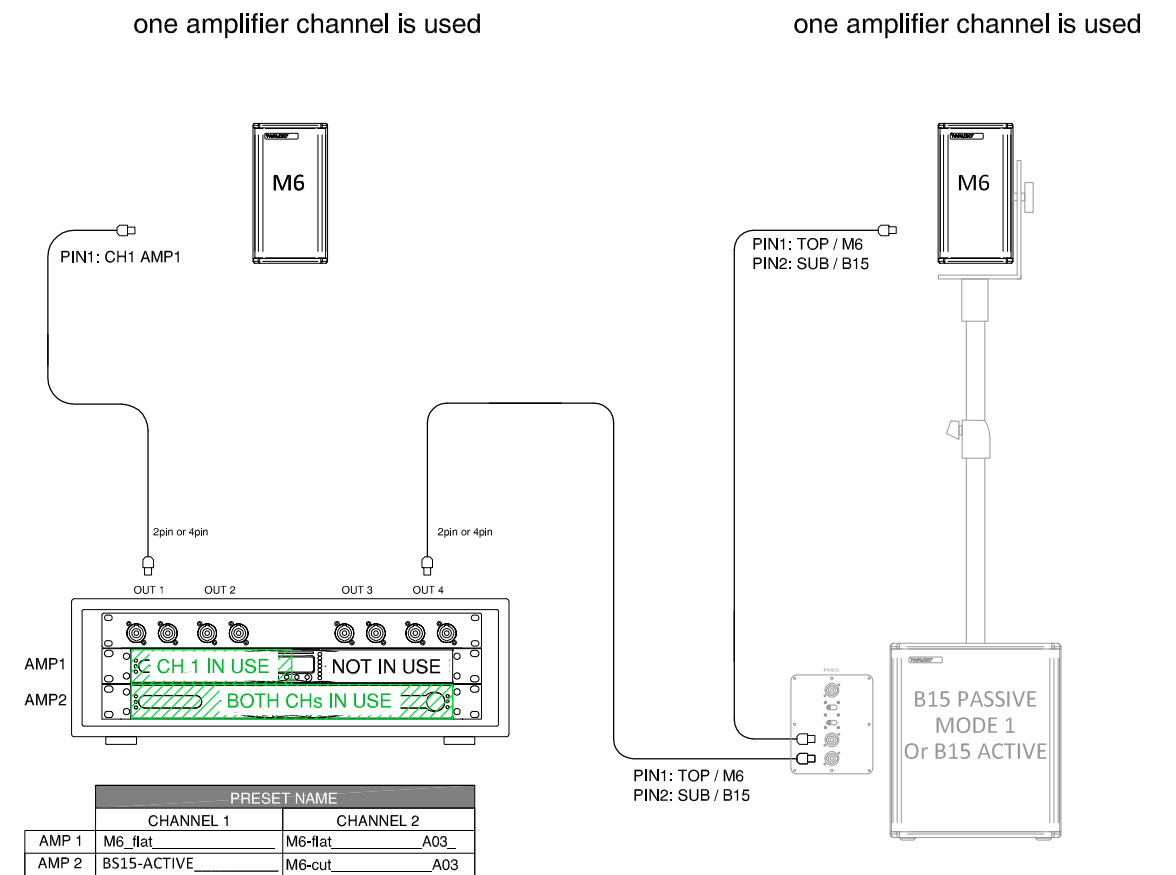


FIG 5. M12 - CONNECTION TO THE AMPLIFIER



For standalone use:
 for first amplifier use OUT 1 or/and OUT 2 depends amplifier channel in use.

For combination with B15 Active
 TW AUDIO presets are designed that first channel drives LF loudspeaker/ drivers while second amplifier channel M/HF source. For this combination always use OUT2 for first amplifier and OUT4 for second amplifier.

It is possible to connect more than one M12 to one K3DSP output.
 - for long term high SPL requirements drive only 2 boxes on one POWERSOFT K3DSP (4 OHM operation)
 - for lower SPL requirements, it is possible to drive up to 3-4 boxes on POWERSOFT K3DSP(2/2,6 OHM operation)